

Correct order for donning Personal Protective Equipment (PPE): High possibility or confirmed case of VHF and confirmed or suspected Mpox Clade I (HCID).

Before donning PPE the Health Care Worker (HCW) should: be wearing hospital scrubs, perform hand hygiene; and ensure that all cuts or abrasions are covered with a waterproof dressing. The HCW will be assisted by a buddy.

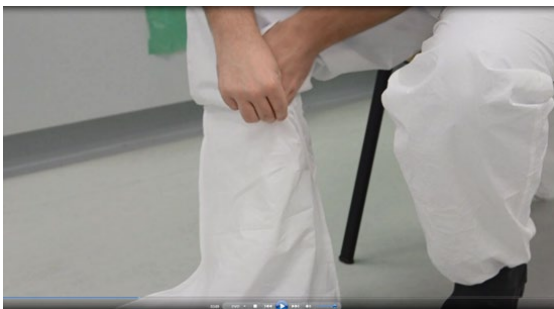
1. Don disposable, fluid repellent coverall (with hood). Pull up lower portion of the coverall first.



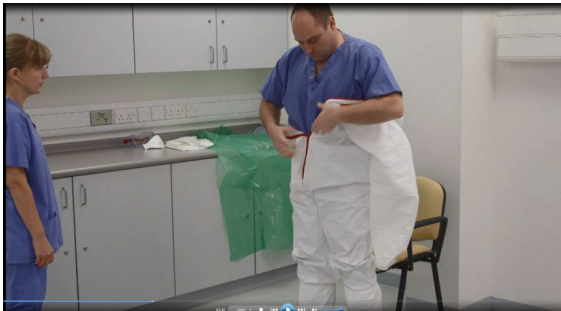
2. Put on wellington boots (tuck surgical scrubs into the wellington boots). Pull the legs of the coverall over the wellington boots.



3. Don disposable over boots (tuck the ties of the over boots into the over boots at the back of the knee).



4. Zip up coverall to the waist.



5. Don FFP3 respirator and ensure an adequate seal/fit according to the manufacturers' guidance. N.B. All HCWs that may be required to wear a respirator must have previously passed a Fit Test.



6. Fit check the seal of the FFP3 respirator by performing a fit check.



7. Don first pair of surgical gloves.



8. Pull up the remainder of the disposable coverall. Pull hood of the coverall up, fully covering the head.



9. Zip up the coverall to the neck and apply the storm flap (buddy will assist the HCW).

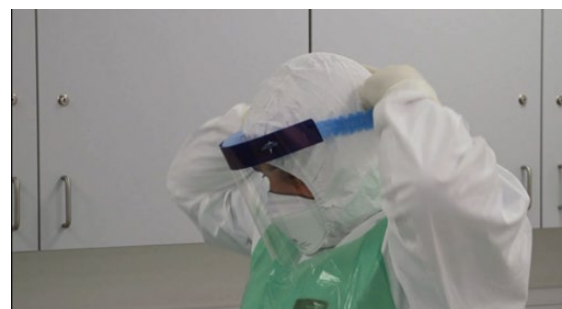
10. Don second pair of surgical gloves (ensure cuffs of the coverall are covered and gloves feel secure).



11. Don disposable high grade apron (buddy will assist the HCW).



12. Don full face visor.



13. Get the buddy to check the entire PPE kit is fitted properly and adjust as required before entering the patient room.

